

# ONCE THE NETWORK IS BUILT, THEN WHAT?

A FIRESIDE CHAT WITH  
RANDALL RENÉ (ESRI), AND  
DUSTIN HEATH (CHR)

MODERATED BY  
TIM FITZPATRICK (CHR)

TEXT YOUR QUESTIONS TO 319-538-8093

# CHALLENGES THROUGHOUT THE INDUSTRY

Rural Broadband Development

Forecast Consumer Demand

Access and Agreements

Evolving Workforce

Equitability

Demographics

Address Marketing and Salability

Real-time Project Status

Competition

Diverse Network Topologies

Engagement Timing

...COLLABORATION HAPPENS AT THE SPEED OF TRUST

# MAJOR INITIATIVES THROUGHOUT BROADBAND ORGANIZATIONS



Next-Gen  
Network  
Management



Field  
Operations



State of the Art  
Analytics



Advanced  
Products &  
Services



Redefining  
B/OSS



Closing the  
Digital Divide

# BROADBAND OPERATIONS



Leadership



Gov't Affairs/  
Regulatory




Finance



Planning/  
Engineering



Construction



Operations



Sales



Marketing

COMPREHENSIVE GIS

## System of Insight

- Feasibility Analysis
- Forecasting
- Service Modeling
- Historical Analysis
- Heat Maps
- Service Analysis

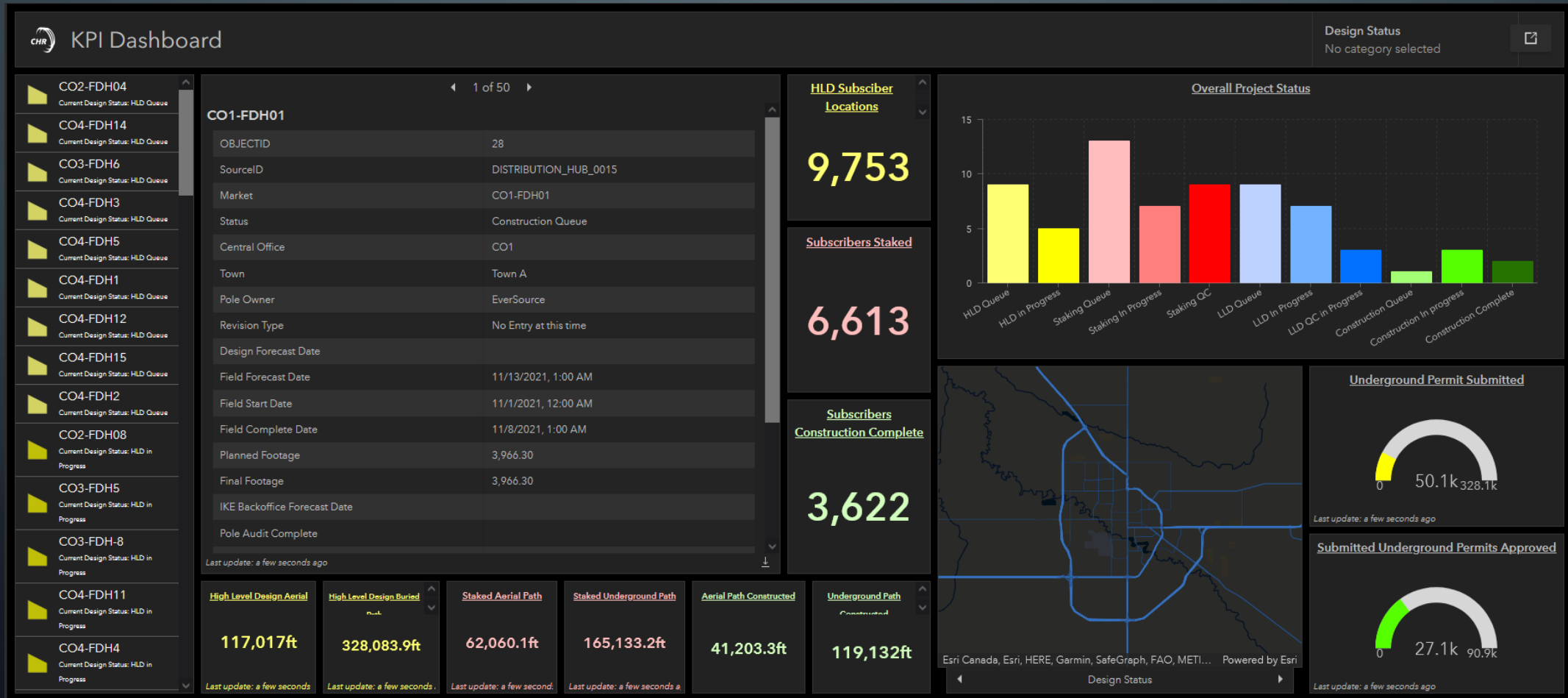
## System of Record

- Design & Construction Data
- Fiber Records
- Customer & Call Data Records
- Pole Data & Permitting
- Outage Activity
- Service Boundaries
- Franchise Information
- Asset Management

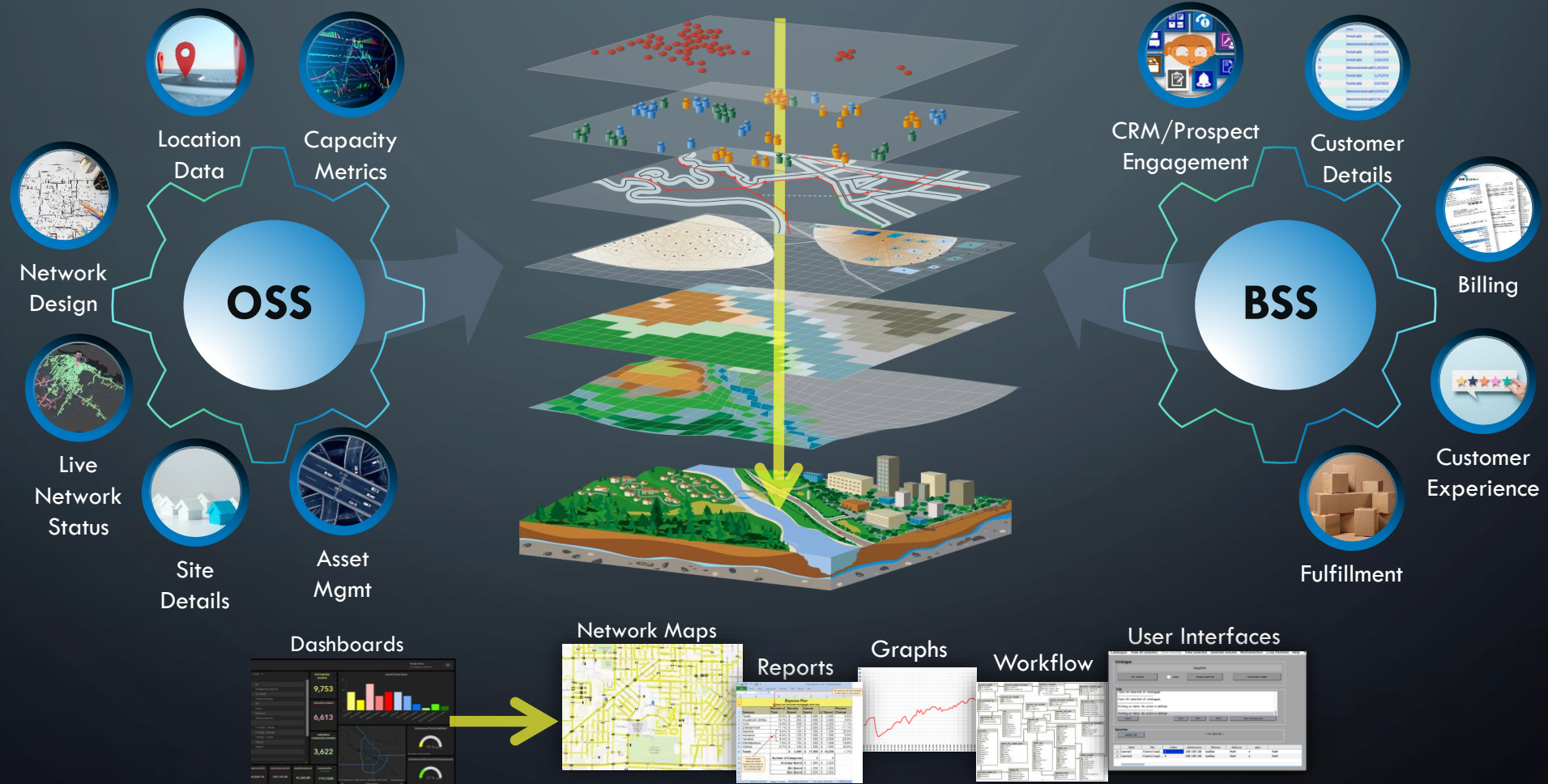
## System of Engagement

- Field Maps
- Dashboards
- As Built/Redline
- Reporting
- Real-Time Monitoring
- System Health
- Utilization Metrics

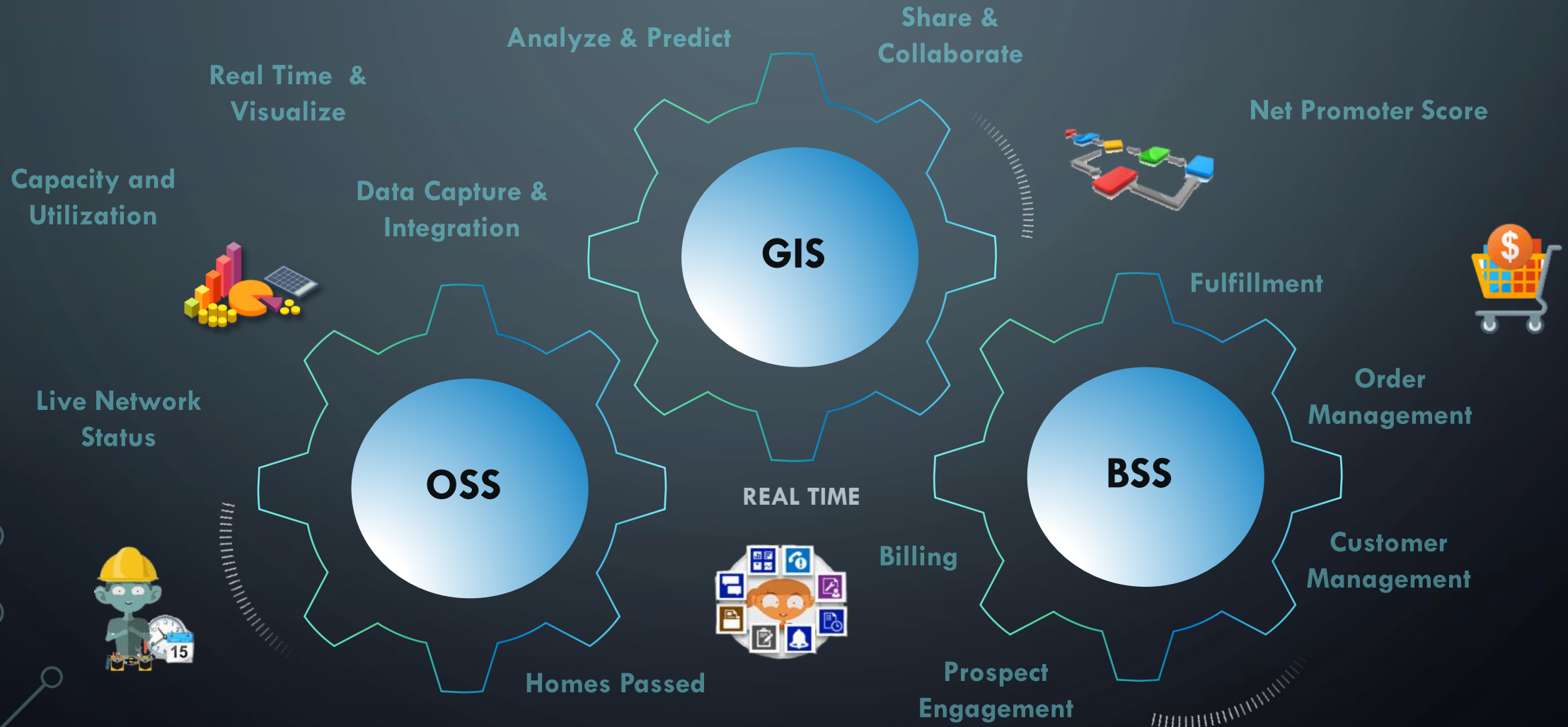
# THE DATA GATHERED THROUGHOUT THE PROCESS



# GEOGRAPHY IS THE COMMON THREAD



# GIS TRANSFORMS AND REDEFINES OSS AND BSS



# QUESTIONS?

ASK NOW OR TEXT YOUR QUESTIONS TO 319-538-8093

## DUSTIN HEATH

Director, Engineering Operations  
CHR Solutions  
Dustin.Heath@CHRSolutions.com  
806-722-7618

## RANDALL RENÉ

Industry Solutions Specialist  
Esri  
rrene@esri.com  
971-344-6952

## TIM FITZPATRICK

Regional Territory Manager  
CHR Solutions  
Tim.Fitzpatrick@CHRSolutions.com  
319-538-8093